Welcome

Office of the Governor

Approval of August 27, 2015 Minutes

Office of the Governor

Public Comments

JTED Funding

Pima County JTED

Tina Norton

Office of the Governor

JTED Funding

Classrooms First Initiative Council

September 10, 2015

Purpose of JTED

- Deliver Premier Technical Education Programs in Partnership with Business, Industry and Community Stakeholders

- Develop a Skilled Workforce by Helping Students Attain Industry Certifications, Technical and Employability Skills and Preparing them to Succeed in Post Secondary Education

JTED School Districts

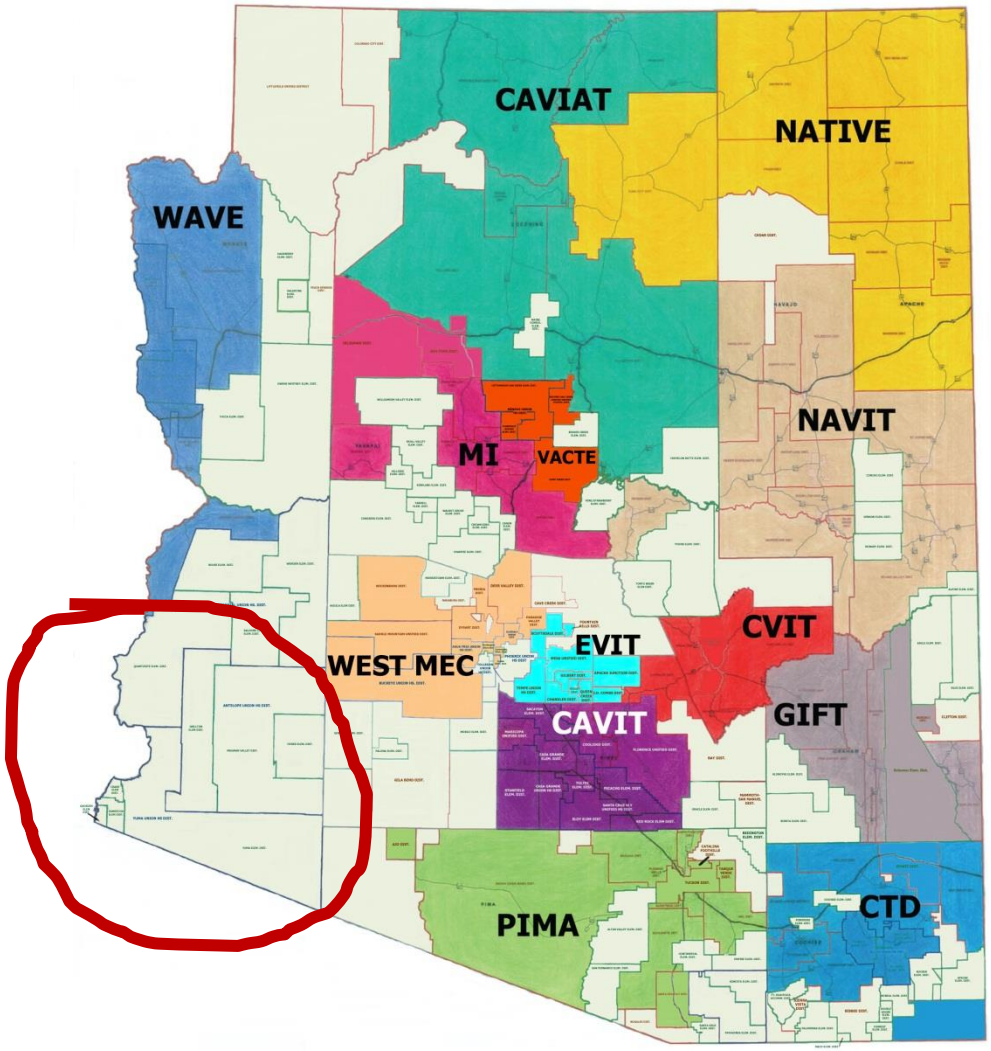

New JTED for Yuma area!

Prepared by Valley Academy for Career and Technology Education (V'ACTE) December 2009

Specialized Equipment Required by Statute

Pathway to Postsecondary

National Institute for
AUTOMOTIVE SERVICE EXCELLENCE

Be it known that

DUNCAN J COATS

has successfully passed the examinations and met the experience requirement prescribed by the National Institute for Automotive Service Excellence and is awarded this CERTIFICATE in evidence of COMPETENCE in the service areas listed below:

MASTER AUTOMOBILE TECHNICIAN

AREAS OF DEMONSTRATED COMPETENCE	EXPIRES
ENGINE REPAIR	DECEMBER 31, 2015
AUTOMATIC TRANS/TRANSAXLE	DECEMBER 31, 2015
MANUAL DRIVE TRAIN AND AXLES	DECEMBER 31, 2015
SUSPENSION AND STEERING	DECEMBER 31, 2015
BRAKES	DECEMBER 31, 2015
ELECTRICAL/ELECTRONIC SYSTEMS	DECEMBER 31, 2015
HEATING AND AIR CONDITIONING	DECEMBER 31, 2015
ENGINE PERFORMANCE	DECEMBER 31, 2015

GIVEN THIS 31ST DAY OF DECEMBER 2010, AT LEESBURG, VIRGINIA

NT8KW7VD0COATS

MARICOPA COMMUNITY COLLEGES

THE UNIVERSITY OF ARIZONA®

Provide Comprehensive Teacher Training Program & Program Evaluation

ARS 15-393 C

- The joint technical education district shall be subject to the following provisions of this title:
- 1. Chapter 1, articles 1 through 6.
- 2. Sections 15-208, 15-210, 15-213 and 15-234.
- 3. Articles 2, 3 and 5 of this chapter.
- 4. Section 15-361.
- 5. Chapter 4, articles 1, 2 and 5.
- 6. Chapter 5, articles 1, 2 and 3.
- 7. Sections 15-701.01, 15-722, 15-723, 15-724, 15-727, 15-728, 15-729 and 15-730.
- 8. Chapter 7, article 5.
- 9. Chapter 8, articles 1, 3 and 4.
- 10. Sections 15-828 and 15-829.
- 11. Chapter 9, article 1, article 6, except for section 15-995, and article 7.
- 12. Sections 15-941, 15-943.01, 15-948, 15-952, 15-953 and 15-973.
- 13. Sections 15-1101 and 15-1104.
- 14. Chapter 10, articles 2, 3, 4 and 8.

Does Not Include 15-943 group a and b weights

Does Not Include 15-945 and 15-946 TSL and TRCL

Corry Walker

Characteristics of GED and High School Diploma Holders Among the Population 18 Years and Over: 2009

(Earnings in dollars)

	GED		High school diploma	
	Percent	Mean monthly earnings	Percent	Mean monthly earnings
Total	100.0	3,149	100.0	4,690
Highest Degree Level				
High school graduate	57.3	2,922	27.2	3,222
Some college	38.0	3,192	39.6	3,794
Bachelor's degree or higher	4.8	4,852	33.2	6,305

United States Census Bureau
People, Places and Our Economy

Source: U.S. Census Bureau, Survey of Income and Program Participation, 2008 Panel

$35,000

Minimum earning threshold for family of four to be considered middle class

81%

Of high school dropouts earn less than $35,000 per year by mid-career

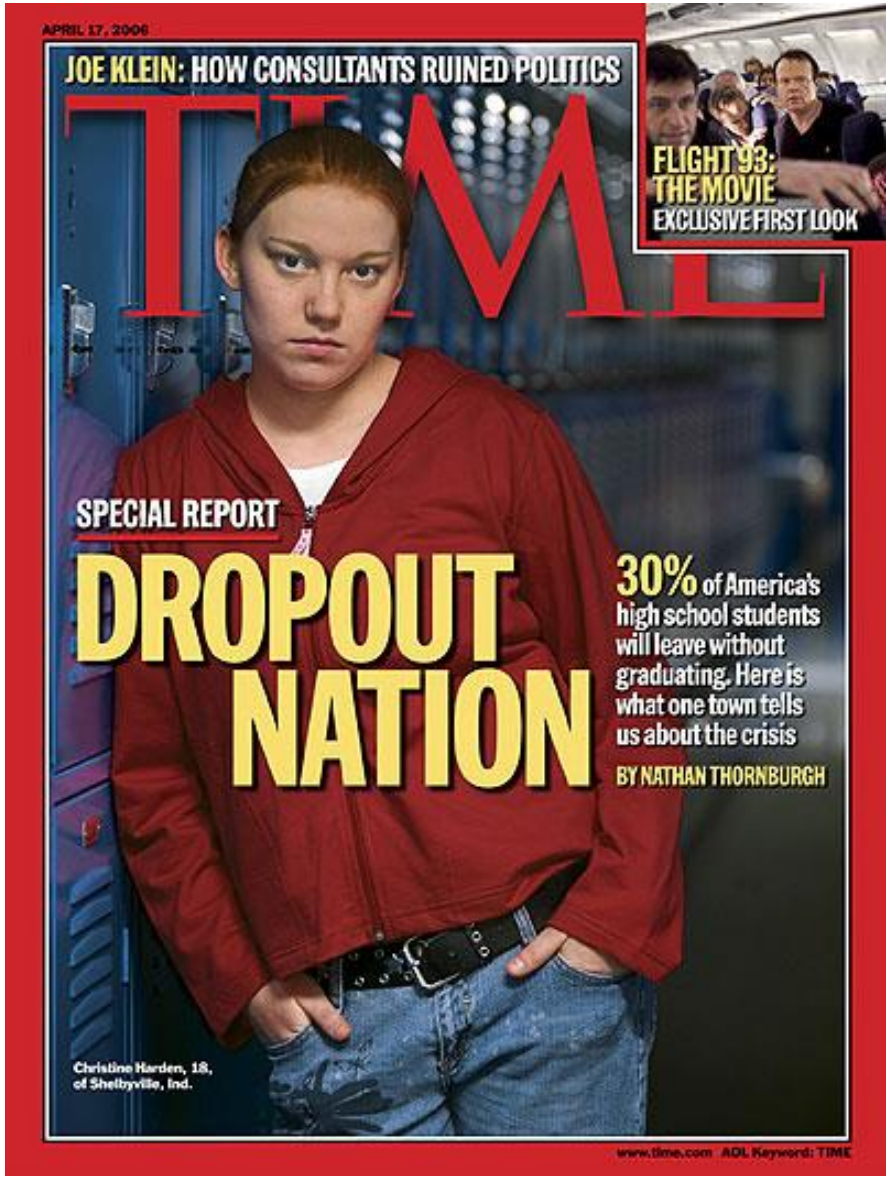

CTE		Az Avg.
96%	2013 Grad Rate	76%
89%	2013 AIMS Math	70%
96%	2013 Aims Reading	75%

Source: Arizona Department of Education

On the Rise
ASU Morrison Institute for Public Policy

The analysis of data from Tucson Unified School District and Mesa Public Schools found:

- **The hazard of dropping out was reduced by 70% for Mesa students and 50% for Tucson students who had taken 2 or more CTE courses**
- **Taking two or more CTE courses reduced absenteeism by 3 days for CTE students in Tucson.**

Compared to students who shared the same socio-economic and academic characteristics but

did not take CTE

Source: *On The Rise report* http://morrisoninstitute.asu.edu/products/rise-role-career-and-technical-education-arizonas-future

ARS 15-393 D (5) (6) and (8)

5. A joint district may operate for more than **one hundred eighty days per year**, with expanded hours of service.

6. A joint district **may** use the **carryforward** provisions of section 15-943.01.

8. A joint technical education district shall use any monies received pursuant to this article **to enhance** and **not supplant** career and technical education courses and directly related equipment and facilities.

Reduction to State Aid for JTEDs

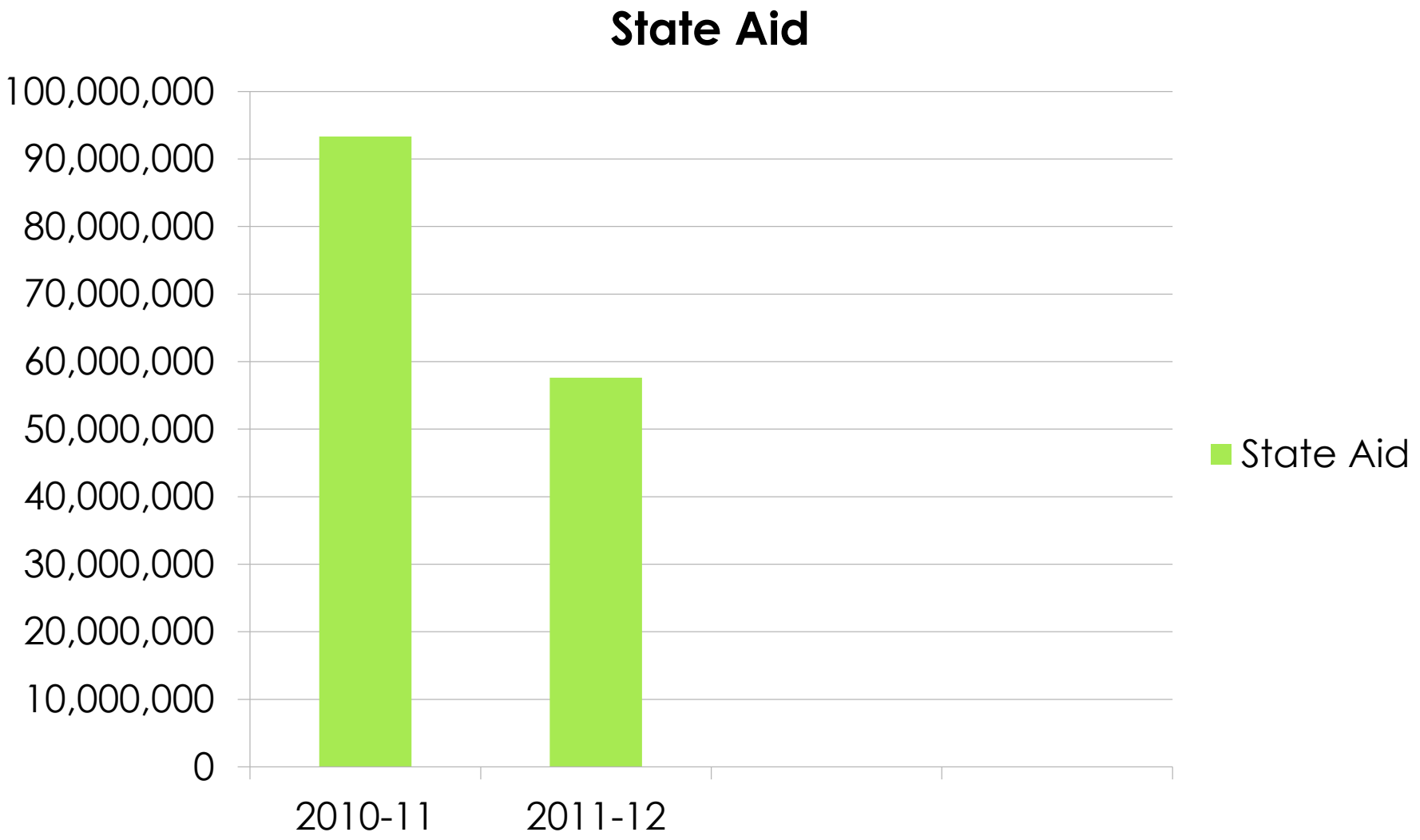

JTED Property Tax is Capped at 5 Cents Per $100 in Secondary Assessed Value

Homeschool/Charter/Private/ Elementary District

	JTED	Central Enrollment	Satellite Enrollment
1	CAVIT (Central/Casa Grande)	460	2162
2	CAVIAT (Flagstaff/Page)	82	1636
3	Cochise Technology District	105	2576
4	CVIT (Cobra Valley, Globe)	177	468
5	GIFT - Gila Inst. for Tech. (Thatcher)	242	785
6	East Valley Inst. Tech. (EVIT)	2937	21,040
7	Mountain Institutes JTED (Prescott)	432	973
8	NATIVE JTED	153	1944
9	NAVIT (White Mts.)	359	2394
10	Pima County JTED	1527	12,477
11	VACTE (Cottonwood)	41	793
11	WAVE (Kingman/ NW)	90	2527
12	WestMEC	955	19,251
	TOTAL	7560	69,026

Joe JTED Satellite

1.25 ADM

1.00 ADM

JTED

.25 ADM

= 1.00 ADM

X

= 1.339 weighted student count

X Base Support Level

Example

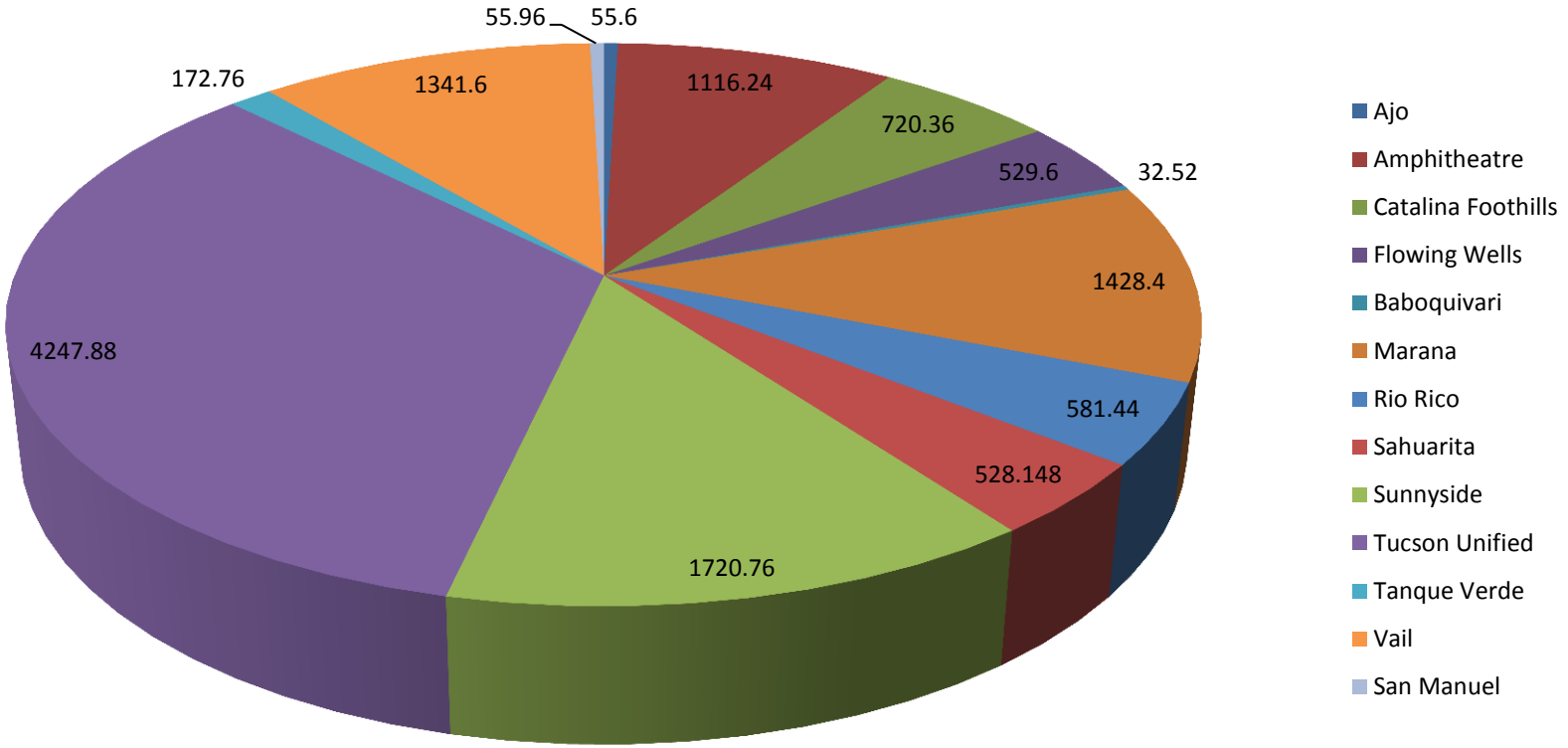

3133 ADM



Only 69,026 of the 138,751
CTE/JTED Satellite Students
generate funding = 49·7%

Joe JTED Central

1.75 ADM

1.00 ADM

JTED

.75 ADM

= 1.00 ADM

X

= 1.339 weighted student count

X Base Support Level

ARS 15-393 T

T. Notwithstanding any other law, the student count for a joint technical education district shall be equivalent to the joint technical education district's average daily membership.

Student Count =

~~12531.268~~ = 3133 ADM

FY 16/17 Funding Changes

If a district has a student enrolled in a CTE/JTED Satellite course ARS 15-393 U reduces the Districts Base Support Level for that student by **-7.5%**

$4588.74 X 92.5% = $4,244.58

This is difference of **$344.16** to the school for each student they enroll in a CTE/JTED Class

FY 16/17 Funding Changes

That same student generates .25 funding on the JTED side of the equation. ARS 15-393 V reduces the JTED Base Support Level by 7.5 %

$4588 * .25 = $1147 * 92.5% = $1061

This is difference of **$86.00** to the JTED for each student in a **Rural** JTED

FY 16/17 Funding Changes

The three Urban JTED's are capped at 95.5% in the FY 15/16 budget. This will be the JLBC base budget for FY 16/17

$4588 * .25 = $1147 * 95.5% = $1095

$1095 * 92.5% = $1013

This is difference of **$134.00** to the JTED for each student in an **Urban** JTED

Supply Bag
STUDENT

ARS 15-393 X

The Average JTED returns 70% of $1013 to the satellites to run their programs. (The remaining 30% supports services that allow JTED's to comply with the Law)

$710 is what the Satellite District receives per student

- $344 =

$365 total per student

Diverted to District from JTED Funds to offset cut to District M&O (May not exceed the reduction)

Reduction to State Aid for JTEDs

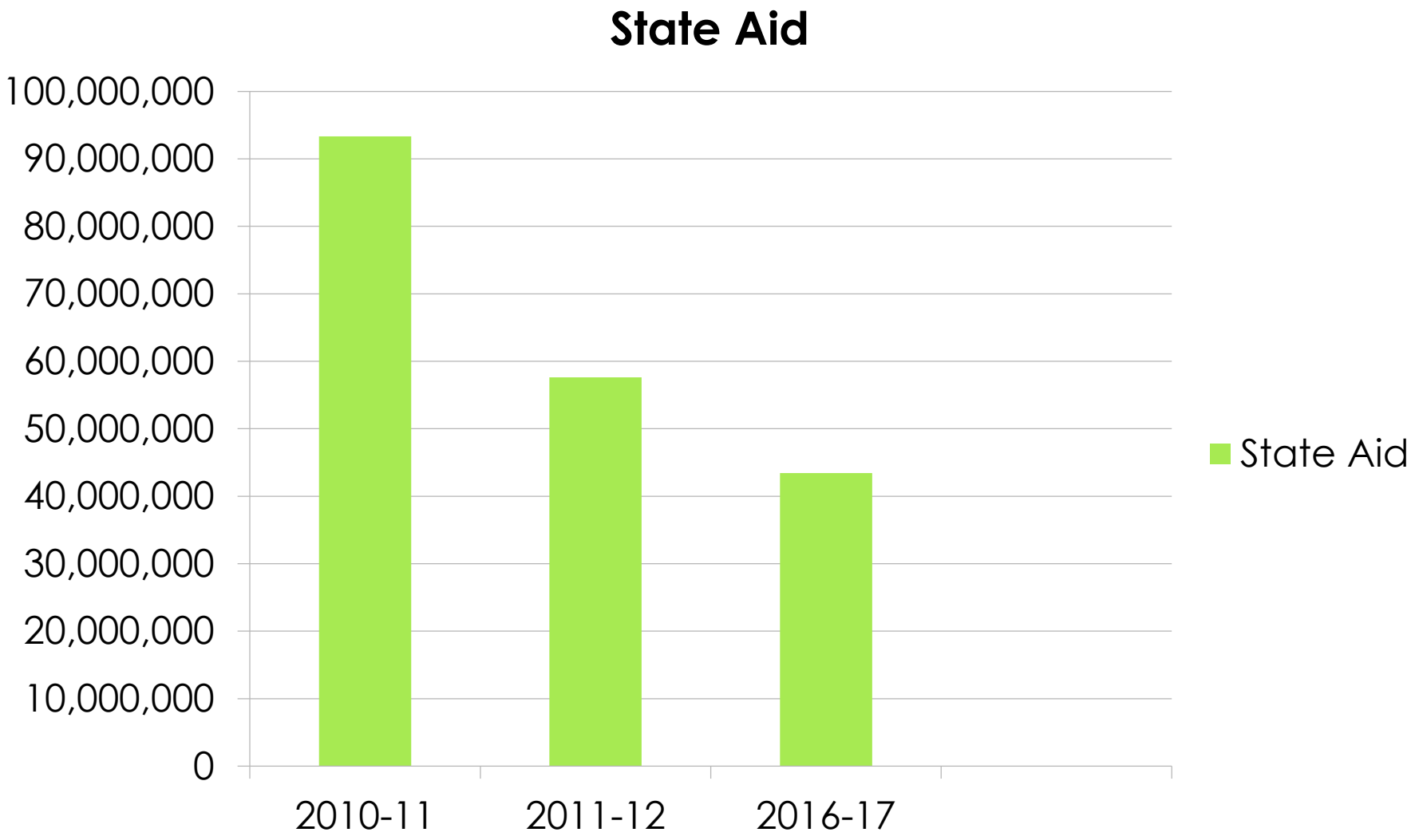

Equitable Funding Structure Working Group

Office of the Governor

Incentives for Excellence Working Group

Office of the Governor

Student Centered Learning Priorities Working Group

Office of the Governor

Next Meeting September 22, 2015

Adjourn